



# Instructions for use

## RAY Knee Holder Extension Adapter

### Optional set up of RAY Knee Holder System for a higher working space



The supporting column of the **RAY Knee Holder System** can optionally be extended by 40 mm



**RAY Knee Holder System** with mounted Extension Adapter for a higher working space



Optional accessory:  
0027.25 RAY Knee Holder Extension Adapter Set



Remove the short mounting screw on the bottom of the base plate



Insert the long mounting screw of the 0027.25 RAY Knee Holder Extension Adapter Set



Insert the Extension Adapter into the designated holes on the base plate




Insert the supporting column into the designated holes of the Extension Adapter



Tighten the mounting screw with the hex wrench with slight pressure



Insert the guiding rail into the designated holes of the supporting column



**RAY Knee Holder System** is ready for use with the higher working space

### Optional accessory

0027.25 RAY Knee Holder Extension Adapter Set  
(Option to increase height of the supporting column by 40 mm)

### Contact us

**SYNBONE AG**  
Tardisstrasse 199  
7205 Zizers · Switzerland  
Phone +41 81 300 02 80  
sales@synbone.com  
www.synbone.com

**SYNBONE SDN BHD**  
No. 40 - 41, Jalan i-Park 1/3  
81000 Bandar Indahpura Kulai, Johor · Malaysia  
Phone +60 766 082 20  
sales@synbone.com  
www.synbone.com